

Project-related information about required explosion-protected equipment

Please appoint your ATEX requirements to Elektor by means of using the questionnaire below.
We thank you very much for your completely filled in data.

Project-No.:	
Customer:	
Name / department:	
Date:	

1. General information

The operator / plant manufacturer must have an ATEX zone classification for hazardous areas. Therefore, please fill out the zone classification below completely.



NOTE!

Elektor only delivers ATEX products for device group II as per directive 2014/34/EU. No mining or underground operation applications can be implemented with them.

1.1.1 For gases, vapours, mists:	Inside:	Outside:
In which zone do you plan to install and operate the equipment?	Zone 1	Zone 1
Is the same zone present inside and outside the unit or do they differ?	Zone 2	Zone 2
1.1.2 For dusts:	Inside:	Outside:
In which zone do you plan to install and operate the equipment?	Zone 21 [*]	Zone 21 [*]
Is the same zone present inside and outside the unit or do they differ?	Zone 22	Zone 22

1.2 Maximum temperatures

1.2.1 For gases, vapours, mists:		
Which temperature class is required?	T1 (max. 450 °C) [*]	T3 (max. 200 °C)
What kind of gas is present?	T2 (max. 300 °C) [*]	T4 (max. 135 °C)
1.2.2 For dust:		
Which surface temperature prevails?	T125 °C	T200 °C [*]
	T135 °C	T300 °C [*]
	T150 °C [*]	
What is the ignition temperature?		°C
What is the glow temperature?		°C
1.2.3 Operation with frequency converter	Yes	No

^{*} only for large volume industrial fans

1.2.4 What is the maximum ambient temperature? °C

ATEX device range	max. allowable temperature	min. allowable temperature
Standard	+40 °C	-20 °C

1.2.5 What is the maximum temperature of the medium? °C

ATEX device range	max. allowable temperature	min. allowable temperature
Standard	+60 °C	-20 °C
HRD, S-HP	+40 °C	-20 °C

Special temperatures on request.


1.2.6 What is the relative humidity at the designated place of operation? % r.F.

What is the height above sea level of the designated place of operation? m.ü.NN

1.3 Explosion groups (information required for ATEX motors)

1.3.1 Which gas explosion group prevails?
DIN EN 60079-0 (VDE 0170-1)

IIA
IIB (includes IIA)
IIC (can be supplied in certain specific circumstances; request through product management)

	NOTE!	If you have chosen IIC, we need the percentage of hydrogen.	%
---	--------------	---	---

1.3.2 Which dust explosion group prevails?
DIN EN 60079-0 (VDE 0170-1)

IIIA
IIIB (includes IIIA)
IIIC (includes IIIA and IIIB)

2. Installation types

2.1 Which installation type is required?

Installation type B:

Zone inside = zone outside, free intake,
permanent connection on pressure end

Installation type B, not sealed

Installation type C:

Zone inside = zone outside, permanent connection on
intake end, free blow-out on pressure end

Installation type C, not sealed

Installation type D, not sealed:

Zone inside = zone outside, permanent connection on
intake and pressure end, not sealed

Installation type D, not sealed

Installation type D, sealed:

Zone inside \neq zone outside, permanent connection on
intake and pressure end, sealed

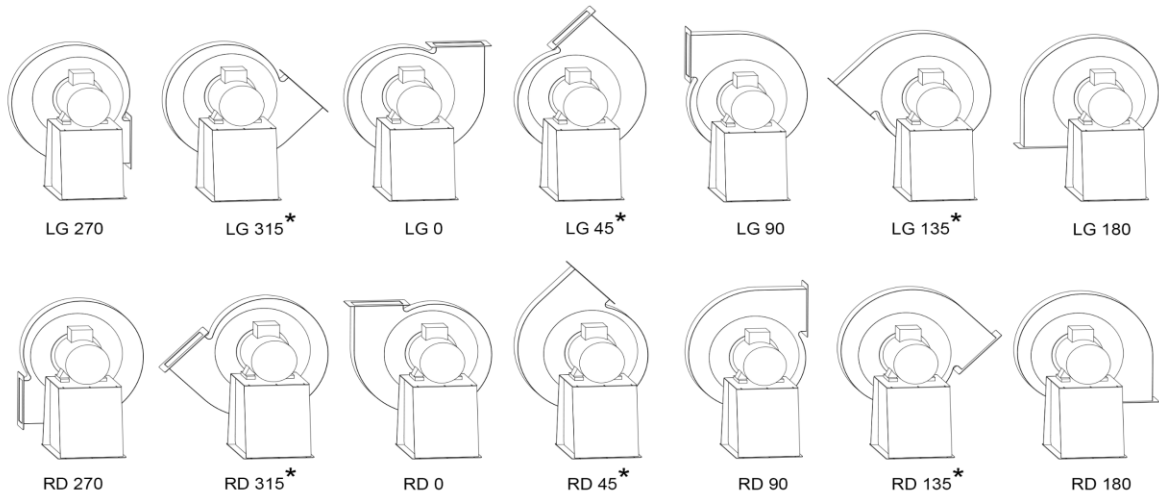
Installation type D, sealed



NOTE!

Sealed fans: 1 zone jump is permitted between inside and outside.

2.2 Which housing position prevails?



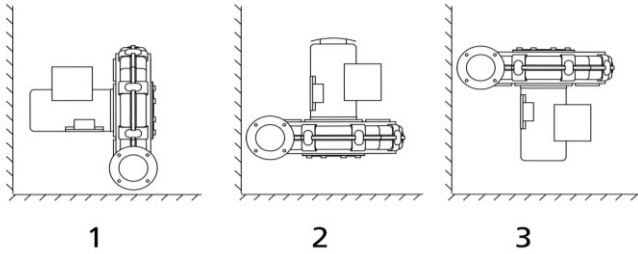
* only for large volume industrial fans

Special positions on request.

Please see the notes in our brochures available from www.elektrotor.com

Space for additional notes concerning the
installation position:

2.3 Which shaft-motor position is required?



- 1 - Horizontal motor shaft position
- 2 - Vertical motor shaft position, motor above the impeller, motor fan guard with protective cover
- 3 - Vertical motor shaft position, motor underneath the impeller

Space for additional notes:

3. Materials data

3.1 Are abrasive, adhesive, corrosive, oxidizing, reducing or otherwise aggressive substances contained in the medium or in the surroundings? These may include non-ignitable substances.
If yes, please describe these as detailed as possible. E.g. include the material data sheets.

Yes

No

Space for additional notes:

4. Operating point

4.1 Please tell us the working point or the Elektror-type of the blower.

Volumetric flow rate: **m³/h**
m³/min



NOTE!

It is imperative you pay attention to the ventilation units below!

Static pressure rise: **Pa**

In case you are using a pressure/vacuum side connection, please mark both boxes.

Connection type: pressure side
 vacuum side

Once you have chosen a device, please specify it here.

Type of Elektror blower:

5. Quantity

Pieces per year

Quantity:

Pieces for project

Quantity:

6. Area validation

6.1 In which country is usage planned?

Is an operation of the Elektror product intended in a country abroad of the E.U.?

Country of use:

Notes

- Please address your ATEX inquiry directly to our Product Management,
Phone: **+49 711-31973-1111**
or via e-mail to **support@elektor.com**.

- Please decide on and define the zones, categories, ignition protection types, temperature classes, explosion groups, surface temperature, etc. and then cite them in your request to Elektor. Please understand that we are not authorised to take on the responsibility of determining the operating conditions at your location. Thank you for your cooperation.

- This project-related information provided by the customer primarily addresses the explosion protection aspects. Please add other information relevant for your inquiry, e. g. concerning the technical performance data. Tips concerning these are found in our brochures. Please also consider the ATEX-Help document under www.elektor.com.

Your personal data:

Company:

First name, Name:

Department:

Postal zip code / City:

Country:

Telephone:

E-Mail: